

“Giving you the complete picture”

SIMSYS™ is a specialized skin analysis system with enhanced lesion visualization and comprehensive patient image and data storage.

SIMSYS comprises sophisticated scanning and software technologies to provide a powerful resource for skin condition assessment featuring image and patient management database.



- Capture
- Assess and Track
- Streamline



Capture

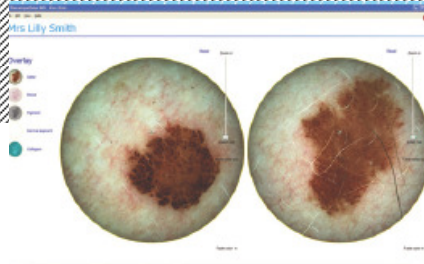


Non-invasive, fast

Capture high-quality images via the patient-friendly hand-held scanner. SIMSYS™ uses SIAscopy™ - clinically proven technology providing a unique level of detail and information from up to 2mm beneath the skin:

- Dermatoscopic view
- Blood view
- Pigment view
- Dermal pigment view
- Collagen view

Assess & Track

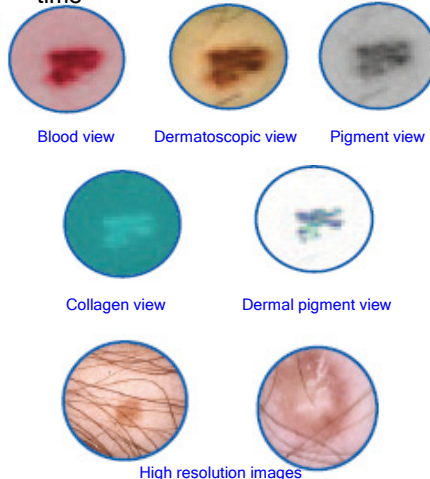


40x magnification capability

Assess the images using the powerful SIMSYS system tools. These help you to assess the lesion quickly and easily.

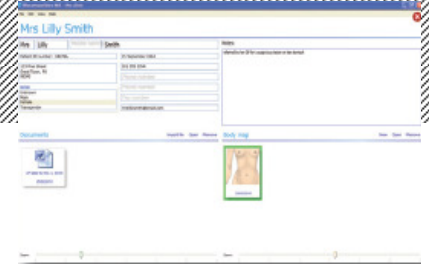
- Slider tool to fade between SIAscan™ and dermatoscopic views
- Rotate, pan and zoom with up to 40x magnification
- Marker tool to identify area of concern within the mole or lesion
- View comparison and overlay functions
- Choice of in-built scoring systems

Track changes in lesions using robust image storage features which facilitate direct on-screen comparison of past and present lesion images, allowing you to monitor changes over time



High resolution images

Streamline



Simplified patient management

Streamline patient data and image management with the comprehensive SIMSYS database. Secure and easy to use, SIMSYS gives you a complete overview of each patient.

- Flexible image and document database
- Consolidate SIAscans, images, and other documents into one unique patient record

SIMSYS package contains:

- SIAscope V Scanner and base
- SIMSYS Software
- Clinical Reference Guide
- SIMSYS User documentation
- USB 2.0 Cable
- USB License Key
- Matching Fluid

Minimum PC-specification for SIMSYS

- 1 GHz Processor
- 32 bit or 64 bit Windows 7/8/10
- 1 Gb RAM
- 32 Mb Graphics Memory (DirectX 9 Compatible)
- 1024 x 768 Min. Screen resolution
- 2 x USB connections USB 2.0 or 3.0

For more information please call: **MedX Health Corp.** 1495 Bonhill Dr., Unit #1, Mississauga, Ontario L5T 1M2 Canada - 1 (888) 363-3112 (TF) or 905-670-4428 or www.medxhealth.com or molematesimsys.com

Revised : October 2015 / 795-00SS-0002US

MoleMate, SIMSYS, SIAscopy and SIAscan are trademarks of MedX Health Corp. ©2011 MedX Health Corp.,

The product described herein incorporates copyright protection technology that is protected by method and device claims of certain U.S. and Worldwide patents and other intellectual property rights owned by MedX Health Corp., Use of this copyright protection technology must be authorized by MedX Health Corp., and is intended for clinical and other limited viewing uses only unless otherwise authorized by MedX Health Corp. Reverse engineering or disassembly is prohibited

Method and apparatus Claims of U.S. and Worldwide Patent numbers: US6324417, US7916910, US2008075340, WO9822023, WO0075637, EP2393063, EP1768060, EP1185853, EP1006876, JP4856872, JP2001504020, JP2003501651, JP2007190364, GB2334099, GB2367125, GB2429385, GB2439469, CA2272290, CA2560364, AU2006220441, AU2006220441, AU4961597, AU5232100, AU725766 licensed for limited viewing uses only.